

ALICE IN MIFFLIN COUNTY

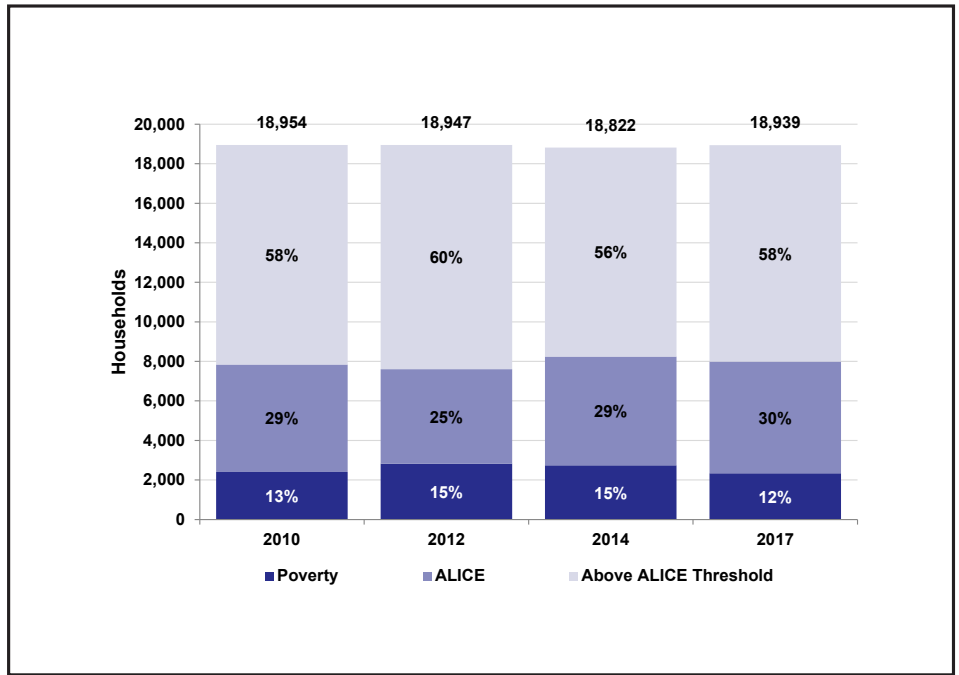
2017 Point-in-Time Data

Population: 46,452 • **Number of Households:** 18,939
Median Household Income: \$46,286 (state average: \$59,195)
Unemployment Rate: 4% (state average: 5.3%)
ALICE Households: 30% (state average: 24%) • **Households in Poverty:** 12% (state average: 13%)

How has the number of ALICE households changed over time?

ALICE is an acronym for Asset Limited, Income Constrained, Employed – households that earn more than the Federal Poverty Level, but less than the basic cost of living for the county (the ALICE Threshold). Combined, the number of ALICE and poverty-level households equals the total population struggling to afford basic needs. The number of households below the ALICE Threshold changes over time; households move in and out of poverty and ALICE status as their circumstances improve or worsen. The recovery, which started in 2010, has been uneven across the state. Conditions have improved for some families, but with rising costs, many still find themselves struggling.

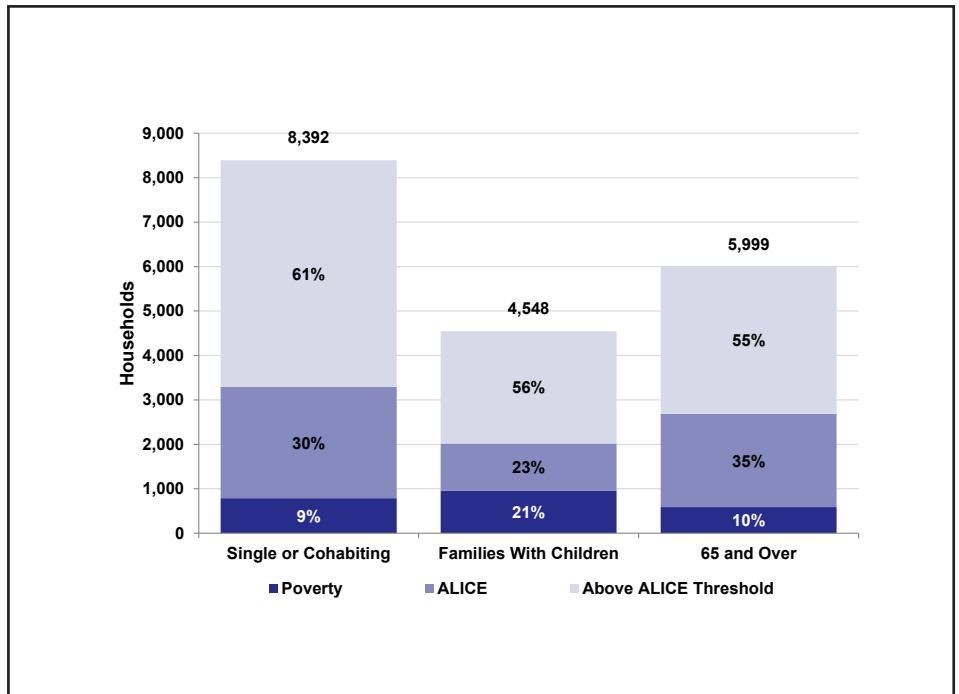
Households by Income, 2010 to 2017



What types of households are struggling?

The way Americans live is changing. There are many different family and living combinations — more than ever before. More adults are living alone, with roommates, or with their parents. Families with children are changing: There are more non-married cohabiting parents, same-sex parents, and blended families with remarried parents. The number of senior households is also increasing. Yet all types of households continue to struggle: ALICE and poverty-level households exist across all of these living arrangements.

Household Types by Income, 2017



Why do so many households struggle?

The cost of living continues to increase...

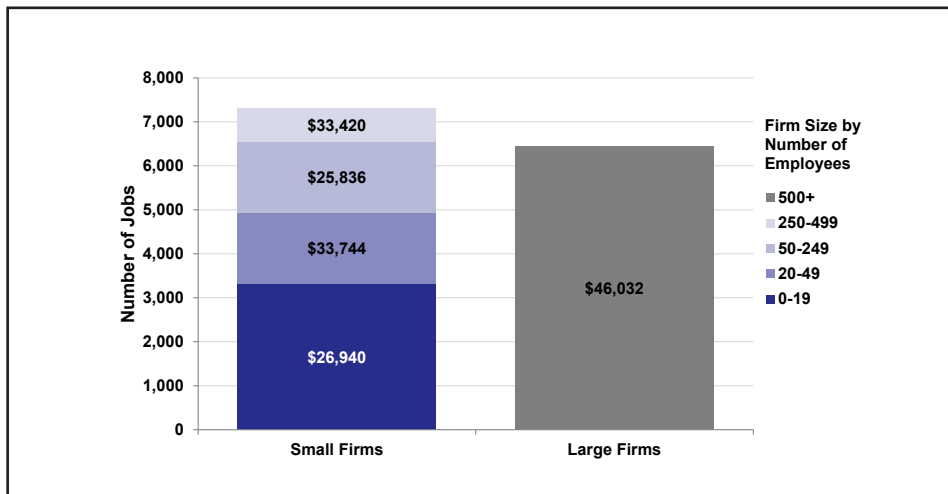
The Household Survival Budget reflects the bare minimum that a household needs to live and work today. It does not include savings for emergencies or future goals like college. In 2017, costs were well above the Federal Poverty Level of \$12,060 for a single adult and \$24,600 for a family of four. Family costs increased by 22 percent statewide from 2010 to 2017, compared to 12 percent inflation nationally.

Household Survival Budget, Mifflin County		
	SINGLE ADULT	2 ADULTS, 1 INFANT, 1 PRESCHOOLER
Monthly Costs		
Housing	\$542	\$681
Child Care	\$-	\$1,360
Food	\$199	\$604
Transportation	\$318	\$636
Health Care	\$158	\$635
Technology	\$55	\$75
Miscellaneous	\$152	\$453
Taxes	\$246	\$534
Monthly Total	\$1,670	\$4,978
ANNUAL TOTAL	\$20,040	\$59,736
Hourly Wage	\$10.02	\$29.87

...and wages lag behind

Employment and wages vary by location; firms generally pay higher wages in areas with a higher cost of living, although those wages still do not always cover basic needs. Employment and wages also vary by firm size: Large firms tend to offer higher wages and more job stability; smaller businesses can account for more jobs overall, especially in rural areas, but may pay less and offer less stability. Medium-size firms pay more but typically employ the fewest workers.

Private-Sector Employment by Firm Size With Average Annual Wages, 2017



Sources: 2017 Point-in-Time Data: American Community Survey, 2017. ALICE Demographics: American Community Survey and the ALICE Threshold, 2017. Wages: BLS, 2017. Budget: BLS, 2017; Consumer Reports, 2017; HUD, 2017; IRS, 2017; Office of Child Development and Early Learning; Tax Foundation 2017, 2018; USDA, 2017.

Mifflin County, 2017		
Town	Total HH	% ALICE & Poverty
Armagh Township	1,534	35%
Bratton Township	584	37%
Brown Township	1,584	37%
Burnham Borough	848	41%
Decatur Township	1,143	33%
Derry Township	3,193	37%
Granville Township	2,163	37%
Juniata Terrace Borough	244	55%
Kistler Borough	146	60%
Lewistown Borough	3,593	58%
Mcveytown Borough	172	39%
Menno Township	527	40%
Oliver Township	843	38%
Union Township	1,279	45%
Wayne Township	1,025	40%

Note: Municipal-level data on this page is for County Subdivisions. Municipal-level data relies on 5-year averages and is not available for the smallest Towns. Since there are missing geographies, totals will not match county-level numbers.